



Tutorial: Extracting entanglement signatures from neutron spectroscopy

Allen Scheie ^{a, ID, *}, Pontus Laurell ^b, Wolfgang Simeth ^a, Elbio Dagotto ^{c, d}, D. Alan Tennant ^{c, e}

^a MPA-Q, Los Alamos National Laboratory, Los Alamos, NM 87545, USA

^b Department of Physics and Astronomy, University of Missouri, Columbia, MO 65211, USA

^c Department of Physics and Astronomy, University of Tennessee, Knoxville, TN 37996, USA

^d Materials Science and Technology Division, Oak Ridge National Laboratory, Oak Ridge, TN 37831, USA

^e Department of Materials Science and Engineering, University of Tennessee, Knoxville, TN 37996, USA

ARTICLE INFO

Keywords:

Neutron spectroscopy

Entanglement witness

Quantum magnetism

ABSTRACT

This tutorial is a pedagogical introduction to recent methods of computing quantum spin entanglement witnesses from spectroscopy, with a special focus on neutron scattering on quantum spin systems. We offer a brief introduction to the concepts and equations, define a data analysis protocol, and discuss the interpretation of three entanglement witnesses: one-tangle, two-tangle, and Quantum Fisher Information. We also discuss practical experimental considerations, and give three examples of extracting entanglement witnesses from experimental data: Copper Nitrate, KCuF_3 , and NiPS_3 .

1. Introduction

In solid state materials, quantum entanglement between electrons can drive systems into exotic states, including superconducting, quantum critical, quantum spin liquid, and fractional quantum states [1]. Historically, the presence of highly entangled quantum states in condensed matter has been inferred by comparing materials to theoretical models. However, recent work has shown that spectroscopy can be used to directly measure quantum entanglement in materials in a model-independent fashion [2–9]. This allows detection of a highly entangled quantum state without recourse to detailed theoretical modeling (which is often prohibitively difficult). A detailed review of these methods has been recently given in Ref. [10]. This tutorial is a pedagogical guide to extracting quantum entanglement from spectroscopy with a special focus on neutron scattering. The outline for this tutorial is as follows: Section 2 defines key terms and equations, Section 3 outlines a data analysis protocol for extracting entanglement witnesses, Section 4 discusses the interpretation of spectroscopic quantum entanglement witnesses, Section 5 discusses considerations for planning a neutron scattering experiment to extract entanglement, and finally Section 6 gives several worked-through experimental examples of the entanglement witnessing protocol.

2. Definitions and equations

Quantum entanglement is when two degrees of freedom cannot be described independently of each other: measuring one affects the

other and vice versa. Formally, this is defined as a state being non-separable [11]. However, because such properties rely upon complex amplitudes and are thus not straightforwardly measurable, an alternative approach is to use indirect measures of entanglement, called *entanglement witnesses*: observable quantities which detect the presence of entanglement in a system [12,13]. The most famous (and first) entanglement witness is Bell's inequality, which reveals the entanglement between two particles separated in space [14,15], versions of which have been experimentally verified to remarkable precision [16–18].

However, Bell's approach requires individually manipulating and measuring particles. The problem becomes quite different when one considers the entanglement between electrons in solid materials, where $\sim 10^{23}$ electrons interact and cannot be individually manipulated and measured. In this case, it has been shown recently that spectroscopy can be used to witness solid state quantum entanglement [2–5,7,10]. Here we use three experimentally validated entanglement witnesses, namely the Quantum Fisher Information, one-tangle, and two-tangle, to illustrate the method for extracting quantum information from neutron data—and importantly, how to use *combinations* of entanglement witnesses to describe a system's quantum state.

The definitions for these quantum entanglement witnesses are as follows:

Quantum Fisher information

Quantum Fisher Information (QFI) gives a lower bound on *multipartite entanglement*, or the number of entangled objects which is also

* Corresponding author.

E-mail address: scheie@lanl.gov (A. Scheie).

called *entanglement depth* [19,20]. For a pure state $|\psi\rangle$, the QFI of a system is directly proportional to the variance of an observable

$$f_Q = 4 (\langle \psi | \mathcal{O}^\dagger \mathcal{O} | \psi \rangle - \langle \psi | \mathcal{O} | \psi \rangle^2) \quad (1)$$

where \mathcal{O} is a Hermitian quantum operator with a bounded eigenvalue spectrum [5]. For magnetic neutron scattering, $\mathcal{O} = S_\alpha(\mathbf{Q}) = \sum_j S_j^\alpha e^{i\mathbf{Q}\cdot\mathbf{r}_j}$. Readers familiar with neutron scattering will note that the first term in Eq. (1), $\langle S_\alpha^\dagger(\mathbf{Q}) S_\alpha(\mathbf{Q}) \rangle$ corresponds to the total scattering at a particular wavevector \mathbf{Q} , and the second term $\langle S_\alpha(\mathbf{Q}) \rangle^2$ corresponds to the elastic ($\hbar\omega = 0$) scattering at wavevector \mathbf{Q} [21]. Therefore, for a pure state ($T = 0$ limit), f_Q is proportional to the difference between total and elastic scattering. In other words, the energy-integrated inelastic scattering at $T = 0$ corresponds to the QFI.

Unfortunately, real experiments are always performed at nonzero temperature and typically probe thermally mixed states, not a pure state. A key breakthrough was provided by Hauke et al. [5] who proved that the equation for QFI of a thermal state is related to an energy integral over the imaginary part of the dynamic susceptibility:

$$f_Q[\mathbf{Q}, T] = \frac{4}{\pi} \int_0^\infty d(\hbar\omega) \tanh\left(\frac{\hbar\omega}{2k_B T}\right) \chi''_{\alpha\alpha}(\mathbf{Q}, \omega), \quad (2)$$

where T is temperature, $\hbar\omega$ is the energy transfer, and for neutron scattering imaginary dynamic susceptibility is conventionally

$$\chi''_{\alpha\beta}(\mathbf{Q}, \omega) = \pi (1 - e^{-\hbar\omega/k_B T}) S_{\alpha\beta}(\mathbf{Q}, \omega) \quad (3)$$

[22] and the neutron structure factor is

$$S_{\alpha\beta}(\mathbf{Q}, \omega) = \frac{1}{2\pi\hbar} \int_{-\infty}^\infty dt \langle S_\alpha^\dagger(\mathbf{Q}) S_\beta(\mathbf{Q}, t) \rangle \exp(-i\omega t) \quad (4)$$

where t is time [21]. Thus QFI can be experimentally determined at an arbitrary temperature. Note that as $T \rightarrow 0$, the tanh factor in Eq. (2) approaches 1, Eq. (3) becomes $\chi''(\mathbf{Q}, \omega) = \pi S(\mathbf{Q}, \omega)$, and thereby Eq. (2) reduces to Eq. (1).

The relationship between QFI and multipartite entanglement is

$$f_Q > m(h_{\max} - h_{\min})^2$$

where m is an integer and is the lower bound on entanglement depth, and h_{\min}/h_{\max} are the minimal and maximal eigenvalues of the local operators building up \mathcal{O} [19,20,23,24]. The choice of $\mathcal{O} = S_\alpha(\mathbf{Q})$ in Eq. (1) fixes $h_{\max} = -h_{\min} = S$ such that $(h_{\max} - h_{\min})^2 = 4S^2$. Thus we can define normalized QFI (nQFI) as

$$\text{nQFI}[\mathbf{Q}, T] = \frac{f_Q[\mathbf{Q}, T]}{4S^2} > m, \quad (5)$$

where S is the quantum spin length and m is an integer, and $\text{nQFI} > m$ indicates a system with at least $m + 1$ partite entanglement [3,5] (e.g., $\text{nQFI} = 2.718$ would indicate ≥ 3 -partite entanglement). In this way, a lower bound on entanglement can be probed as a function of temperature.

For most practical purposes, Eqs. (2), (3), and (5) can be combined into a single equation:

$$\text{nQFI}[\mathbf{Q}, T] = \frac{1}{S^2} \int_0^\infty d(\hbar\omega) \left[\tanh\left(\frac{\hbar\omega}{2k_B T}\right) (1 - e^{-\hbar\omega/k_B T}) S_{\alpha\alpha}(\mathbf{Q}, \omega) \right] \quad (6)$$

relating $S_{\alpha\alpha}(\mathbf{Q}, \omega)$ to nQFI, and thus to a lower bound on multipartite entanglement. Note that the bound in Eq. (5) is derived for a single polarization component $S_{\alpha\alpha}$. For data where all components are summed, i.e. $S_{\text{tot}} = S_{xx} + S_{yy} + S_{zz}$, the bound is instead $\text{nQFI}[\mathbf{Q}, T] = \frac{f_Q[\mathbf{Q}, T]}{12S^2} > m$ [4].

One-tangle τ_1

The one-tangle [25,26] is a quantity measuring the entanglement between a $S = 1/2$ degree of freedom and the rest of the system. As

such, it allows powerful statements to be made about the quantum state of the system. It is defined at $T = 0$ as

$$\tau_1 = 1 - 4 \sum_\alpha \langle S_{j_0}^\alpha \rangle^2. \quad (7)$$

where $\alpha \in \{x, y, z\}$ and j_0 is the site index of an arbitrary site of the lattice. Note that $\langle S_{j_0}^\alpha \rangle$ represents a measurement on a single site or magnetic sublattice, i.e. it does not vanish in, for example, a classical Néel-ordered state. τ_1 is essentially a measure of the static $T = 0$ moment (as measured e.g. by the elastic magnetic scattering). Conceptually, it can be understood as follows: when a spin interacts with its environment, time reversal symmetry will be broken at the lowest temperatures, and the spin freezes. However, if there is nonzero quantum entanglement, spins will not completely freeze as $T \rightarrow 0$. The one-tangle is maximal ($\tau_1 = 1$) when a spin is completely dynamic and minimal ($\tau_1 = 0$) when it is completely static. In reality it is not possible to measure at $T = 0$, so this measure should only be applied at low temperatures when it is clear that a system's order parameter is saturated.

Two-tangle τ_2

The two-tangle is a measure of total bipartite (pairwise) entanglement, which is based on concurrence [27], which is itself a measure of entanglement between two objects. For a system with translational invariance, the concurrence between two $S = 1/2$ spins is related to spin correlations via

$$C_{ij} = 2 \max \left\{ 0, \left| g_{ij}^{xx} - g_{ij}^{yy} \right| - \frac{1}{4} + g_{ij}^{zz}, \left| g_{ij}^{xx} + g_{ij}^{yy} \right| - \sqrt{\left(\frac{1}{4} + g_{ij}^{zz}\right)^2 - \left(M_{ij}^z\right)^2} \right\}, \quad (8)$$

where $g_{ij}^{\alpha\alpha} = \langle S_i^\alpha S_j^\alpha \rangle$ is the real-space two-point spin correlator between spins at sites i and j , and $M_{ij}^z = \frac{1}{2}(\langle S_i^z \rangle + \langle S_j^z \rangle)$ is the static magnetism [28]. The two-tangle is the sum of concurrences squared

$$\tau_2 = \sum_{i \neq j} C_{ij}^2. \quad (9)$$

This formulation is useful because the ratio τ_2/τ_1 gives the fraction of a system's entanglement that is pairwise [29].

The requisite $g_{ij}^{\alpha\alpha} = \langle S_i^\alpha S_j^\alpha \rangle$ can be extracted from neutron scattering (which may require polarized experiments). Note however that a lattice average can severely affect the ability to measure τ_2 for 2D and 3D lattices, where the sum over sites can mask large individual concurrence values in e.g. disordered systems [30]. Additionally, quantum monogamy when there are several neighbors for each site can result in the concurrence in each bond not being witnessed due to the threshold not being exceeded despite a fully quantum state. Thus the two-tangle may be only experimentally useful for dimer or one-dimensional spin systems.

3. Data analysis protocol

In this section we outline a step-by-step procedure for extracting quantum entanglement from neutron scattering data. Because it is the most involved, we begin with the procedure for calculating nQFI, which then serves as a template for other methods of computing entanglement.

Quantum Fisher information

The workflow for converting a neutron scattering signal to a quantum entanglement bound is shown in Fig. 1. Eq. (2) for QFI is directly related to the neutron structure factor $S_{\alpha\alpha}(\mathbf{Q}, \omega)$. However, a real neutron scattering experiment measures not $S_{\alpha\alpha}(\mathbf{Q}, \omega)$ directly, but the

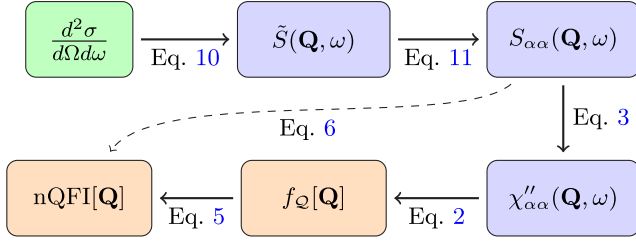


Fig. 1. Workflow for calculating nQFI from neutron scattering data. The greatest experimental effort is converting $\frac{d^2\sigma}{d\Omega d\omega}$ to $S_{\alpha\alpha}(\mathbf{Q}, \omega)$ (Eqs. (10) and (11)).

magnetic differential cross section

$$\frac{d^2\sigma}{d\Omega d\omega} = \frac{k_f}{k_i} N \left(\frac{\gamma r_0}{2} g f(\mathbf{Q}) \right)^2 e^{-2W} \tilde{S}(\mathbf{Q}, \omega) \quad (10)$$

[31] where N is the number of magnetic atoms in the beam, k_i and k_f are the incident and scattered neutron wavevectors, $\gamma r_0 = 0.539 \times 10^{-14}$ m is a fixed value based on fundamental constants [31], g is the g -factor, $f(\mathbf{Q})$ is the magnetic form factor, and e^{-2W} is the Debye–Waller factor. $\frac{d^2\sigma}{d\Omega d\omega}$ is in units of barn/(steradian-meV). Meanwhile, $\tilde{S}(\mathbf{Q}, \omega)$ is the spin structure factor modified by a polarization factor

$$\tilde{S}(\mathbf{Q}, \omega) = \sum_{\alpha, \beta} (\delta_{\alpha\beta} - \hat{Q}_\alpha \hat{Q}_\beta) S_{\alpha\beta}(\mathbf{Q}, \omega) \quad (11)$$

where \hat{Q}_α and \hat{Q}_β denote the projection of normalized scattering vector \mathbf{Q} along the Cartesian axes $\alpha, \beta \in \{x, y, z\}$. Thus, to obtain $S_{\alpha\alpha}(\mathbf{Q}, \omega)$, one must convert the data to absolute units, exclude any non-magnetic scattering (e.g. phonon scattering or background artifacts), and correct for all the prefactors in Eq. (10). $S_{\alpha\alpha}(\mathbf{Q}, \omega)$ used for entanglement witnessing is thus in units of 1/energy (usually meV^{-1}) per magnetic ion.

The explicit data analysis protocol for evaluating QFI from neutron scattering data is as follows:

1. Isolate magnetic scattering by subtracting phonon scattering, sample holder scattering, etc.
2. Correct for the magnetic form factor and g -factor (and Debye–Waller factor if necessary, but this effect is weak at low $|\mathbf{Q}|$ and low temperatures and can often be neglected).
3. If unpolarized neutron scattering is measured, correct for the polarization factor $(\delta_{\alpha\beta} - \hat{Q}_\alpha \hat{Q}_\beta)$. Note that for isotropic magnetic systems (where the anisotropy is small enough to be neglected), this step is simplified as $S_{xx}(\mathbf{Q}, \omega) = S_{yy}(\mathbf{Q}, \omega) = S_{zz}(\mathbf{Q}, \omega) = \frac{1}{2} \tilde{S}(\mathbf{Q}, \omega)$, and the polarization factor is replaced by a factor of two. In anisotropic systems the individual polarization channels must be measured separately, see Section 5.
4. Normalize data to absolute units, effectively determining N in Eq. (10). Many methods will provide such normalization, see Ref. [31]. However, one must ensure the sum rule for spin length S

$$\frac{\int_{-\infty}^{\infty} d\omega \int_{BZ} d\mathbf{Q} \sum_{\alpha} S_{\alpha\alpha}(\mathbf{Q}, \omega)}{\int_{BZ} d\mathbf{Q}} = S(S+1) \quad (12)$$

is satisfied. This is especially important if one is dealing with significant orbital contribution to the ground state doublet and treating it as effective $J = 1/2$ (e.g. Yb^{3+} in KYbSe_2 [7]). Then to get an accurate QFI bound, the data should be normalized such that Eq. (12) is consistent with $S = 1/2$ moments. This is done either by (i) normalizing the full Brillouin zone scattering (if available) to Eq. (12), or (ii) dividing the normalized scattering by the g -tensor, as $J_\beta = g_{\alpha\beta} S_\alpha$ where $g_{\alpha\beta}$ are elements of the g -tensor. In the second case, one must remove the g from Eq. (10).

5. Remove or mask the elastic line scattering. With finite energy resolution there is always a range of $\hbar\omega$ which is dominated by elastic scattering; it must be removed for an accurate QFI integral, especially when integrating at a wavevector of a magnetic Bragg peak. (For gapless systems this will suppress the QFI slightly, but it is a necessary cost to avoid overestimating the lower bound.)
6. Numerically evaluate the integral in Eq. (2) up to the bandwidth of the magnetic scattering signal.

Two final things to keep in mind are (i) QFI can be evaluated for any wavevector \mathbf{Q} , but to get the highest bound on entanglement one should choose \mathbf{Q} such that nQFI is maximal, typically where there is diverging intensity in the inelastic channel. (ii) QFI should be evaluated for a single component $\alpha \in \{x, y, z\}$ rather than summing them, as QFI as a bound in Eqs. (1) and (2) to entanglement depth is only defined for a single operator $S_\alpha(\mathbf{Q})$.

One and two-tangles

The one-tangle in Eq. (7) is computed by first calculating the static magnetic moment $\langle M_\alpha \rangle$, and correcting for the g -factor as $\langle M_\alpha \rangle = g_{\alpha\alpha} \langle S_\alpha \rangle$. This is done either (i) by doing a magnetic refinement, or (ii) by summing the elastic magnetic scattering. The former is usually more precise but is only sensitive to long range order (not static magnetic disorder). The latter is sensitive to static disordered spins, but requires an absolute unit conversion via steps 1–4 of the QFI protocol above and is typically less precise (absolute unit conversions typically carry 20% uncertainty due to experimental limitations [31]). For systems with orbital contributions to magnetism, the one-tangle can be calculated as a fraction of the total effective moment (as determined by e.g. susceptibility or crystal field fits) [7].

The two-tangle in Eq. (9) is calculated from the spin correlations, which are extracted from neutron spectroscopy either through Fourier-transforming to real space [3] or via sum rule analysis [32]. Either method requires following steps 1–4 of the QFI protocol above to obtain $S_{\alpha\alpha}(\mathbf{Q}, \omega)$ in absolute units. The Fourier transform route requires measuring a full Brillouin zone of scattering, whereas the sum rule analysis method does not—but the sum rule analysis assumes perfectly isotropic interactions, which is not always true. Using either method, τ_2 is experimentally measurable using spectroscopy.

4. Interpretation

Each entanglement witness requires care in its interpretation. A first and important note is that the entanglement witnesses discussed here only probe entanglement between local spin degrees of freedom, not itinerant spins. (The QFI workflow can, however, be extended to electronic systems; see Refs. [8,10,23].) Nor do they probe all forms of entanglement possible between local spins. Each witness can nevertheless reveal important information:

4.1. Quantum Fisher information

As a measure of entanglement depth, large QFI values can be used to rule out trivial un-entangled phases (as was done e.g. in triangular KYbSe_2 [7]). This is useful for distinguishing spectroscopy signals from classical glassy ground states and quantum disordered ground states, both of which have broad, diffuse features [33].

However, the inverse is not true: a low nQFI does not rule out highly entangled behavior. Because the witness in Eq. (5) is a *lower bound*, one cannot infer anything about the underlying quantum state if $\text{nQFI} \leq 1$. For example, some topological phases are highly-entangled but require a nonlocal operator to witness rather than $\mathcal{O} = S_\alpha(\mathbf{Q})$ [34]. (In such cases one would expect intensity to be distributed over a large region of reciprocal space.) So just like one order parameter cannot witness all

phase transitions, one entanglement witness cannot witness all types of entanglement [10].

Many have noted the connection between multipartite entanglement and quantum criticality [5,8,35–41], and QFI especially is often used as a theoretical signature of quantum phase transitions [5,8,36–39]. Moreover, QFI has also been shown theoretically to have special scaling behavior with temperature around quantum critical points when \mathcal{O} is related to a relevant order parameter [5,42], and variations of QFI (e.g., quantum variance, where the tanh function in Eq. (2) is replaced by a Langevin function [43]) have been used to explicitly define a quantum critical fan [44]. Thus a key use of spectroscopic multipartite witnesses will be to evaluate the presence of, and a material's proximity to, a quantum phase transition. However, similar to the discussion above, not all quantum phase transitions are visible to QFI based on $S_\alpha(\mathbf{Q})$, c.f. Cs_2CoCl_4 [4].

4.2. One and two-tangles

The *one-tangle* is simple to interpret: a reduced $T \rightarrow 0$ static moment indicates quantum entanglement. However, there are three important warnings in interpreting the one-tangle. The first is that the one-tangle does not reveal what kind of entanglement is present: it could be trivial singlet pair formation, or an exotic long ranged entangled phase. Both give large τ_1 values. Second, τ_1 is only defined for $S = 1/2$. For larger spins, other mechanisms like multipolar order or single-ion singlets can reduce the order in the dipolar sector, but not because of entanglement with neighboring spins. Third, one must be careful not to conflate lack of long range ordered moment with a lack of static magnetism. Glassy or hidden order states [45] have static spins, even though no magnetic Bragg intensities are measurable. If these scenarios are not ruled out, one-tangle serves as an upper bound on the entanglement between one spin and the rest of the system.

The *two-tangle* is easier to interpret, as nonzero two-tangle along a given spatial direction indicates pairwise entanglement. As noted above, the ratio τ_2/τ_1 is an explicit measure of the fraction of entanglement that is pairwise [29]. However, for types of order where entanglement does not follow a specific spatial direction, the lattice average inherent in spectroscopy can suppress the measured τ_2 to zero, even though microscopically nonzero concurrences may abound [30]. Thus the two-tangle may only be useful for one-dimensional systems. Even so, it can prove a useful one as shown by examples 1 and 2 below.

4.3. Combining multiple witnesses

The greatest power in determining a material's quantum ground state is in combining multiple entanglement witnesses with conventional analysis (e.g., diffraction and refinement). Table 1 shows interpretations of combinations of nQFI, τ_1 , and τ_2 . The combination of τ_1 and nQFI is especially powerful: if both are large, this indicates a strongly fluctuating phase with entanglement distributed through the lattice. Meanwhile, if both are small, this points to a conventional magnetic state with a low degree of entanglement. Furthermore, if nQFI is large and τ_1 is small, this indicates an ordered magnetic state near an instability—as when a goldstone mode has diverging intensity, or when a system is close to a phase boundary with a competing order. Systematically probing many entanglement witnesses can offer valuable model-independent constraints on a given system's ground state.

As the field of spectroscopic entanglement witnesses continues to evolve, there will surely be additional constraints provided on the possible ground states. We hope that Table 1 is merely the beginning of using entanglement witnesses to probe the unknown in quantum materials.

Table 1

Interpretations of combinations of nQFI, τ_1 , and τ_2 entanglement witnesses. τ_2 is mainly useful for identifying dimer singlets which are periodic in the lattice. The dash— indicates when τ_2 is excluded from the analysis.

nQFI	τ_1	τ_2	Interpretation
large	large	–	extended entangled quantum state
small	large	large	pairwise dimer entanglement
small	large	–	local singlet formation or entanglement inaccessible to two-point correlations
large	small	–	fluctuating magnetism close to instability
small	small	–	conventional low-entangled state

5. Planning the experiment

The intermediate step to calculating entanglement from neutron data is calculating $S_{\alpha\alpha}(\mathbf{Q}, \omega)$. Therefore the experiment must be run with an eye toward background reduction (from the sample environment, sample mount, or the sample itself), eliminating phonons from the spectra (either through first principles or phenomenological modeling), and removing the tails of elastic line scattering from the inelastic channels. In addition, the experiment must have a means of normalizing the data to absolute units—such as vanadium standard measurements, normalization to phonons, or elastic incoherent scattering.

It is also important to have very good energy resolution around low-energy features at low temperature. This is because the hyperbolic tangent in Eq. (2) is sensitive to lower and finer energy features as $T \rightarrow 0$. If these features are experimentally broadened in either momentum or energy, the measured QFI will be suppressed relative to the theoretical QFI without broadening. Furthermore, elastic signal such as incoherent scattering can mask the low energy features if the resolution is not good enough; these features may be important at low temperatures where the entanglement is strongest. As a general rule, one is only sensitive to temperatures such that $k_B T > \Delta\hbar\omega$ (where $\Delta\hbar\omega$ is the energy resolution).

Another important aspect of experimental planning is correcting for the polarization factor. As mentioned above, this is trivial for isotropic systems (at least above the ordering temperature), but for anisotropic systems a polarized spectrum should be measured. This can either be done with a spin-polarized time of flight spectrometer [46,47] or – if one knows exactly what wavevector to probe – with spin polarized triple axis spectrometry [48]. Alternatively, computational modeling can be used to correct for the polarization factor, see Ref. [4]. (If no means of correcting the polarization factor is available, the system must be treated as isotropic: the polarization factor will simply suppress the scattering along certain wavevectors, and the lower bound will be lower than the ideal QFI bound on entanglement, see e.g. Ref. [4] and example 3 below.)

The magnetic form factor is another experimental issue that must be handled carefully. Often an isotropic form factor is a reasonable approximation for low- $|Q|$ scattering [49]. But in some cases (e.g., d -electron compounds with orbital order [50] or hybridization effects [51]) an anisotropic form factor is necessary to account for covalent or orbital effects [52].

It is also important to note that all of these entanglement witnesses assume well-defined spin degrees of freedom. If excited orbital or crystal field states are observable in the spectroscopy, they must be excluded from the analysis. If the total quantum number S is not constant across the relevant bandwidth, it is not valid to apply an entanglement witness using the low-energy S value.

Finally, it is often advantageous to collect a full magnetic Brillouin zone for this analysis. This is for three reasons: first, it allows one to cross-check the normalization to see that the sum rule Eq. (12) is satisfied. Second, it allows one to calculate QFI for any wavevector \mathbf{Q} , to ensure that the maximal lower bound on entanglement depth is reported. Third, when the full Brillouin zone is measured, other quantum information quantities become available (e.g., real-space non-commutativity [53] or quantum coherence [54]).

6. Examples

Trivial un-entangled examples:

As a preliminary to the experimental examples, we first calculate the quantum entanglement for two trivial theoretical examples: a non-interacting $S = 1/2$ paramagnet, and a one-dimensional ferromagnet. Both of these show no entanglement.

Non-interacting $S = 1/2$ paramagnet: A non-interacting $S = 1/2$ paramagnet is an array of spins which are all in the superposition state $|\psi\rangle = \frac{1}{\sqrt{2}}(|\uparrow\rangle \pm |\downarrow\rangle)$, where the quantization axis is randomized on each site. In the local coordinate system, each spin thus has $\langle S_{j_0}^x \rangle = \pm 1/2$, $\langle S_{j_0}^y \rangle = \langle S_{j_0}^z \rangle = 0$, resulting in a vanishing one-tangle $\tau_1 = 0$. The two-tangle $\tau_2 = 0$ as there is no correlation between any spins and all $g_{ij} = 0$. The pure state QFI meanwhile can be directly calculated from Eq. (1), which gives $\text{nQFI} = 1$ for all polarization channels. (Although without interactions this system has no energy scale, this is consistent with the spectroscopic QFI: The neutron cross section of an ideal paramagnet is $S_{\alpha\alpha}(\mathbf{Q}) = \frac{1}{3}S(S+1) = \frac{1}{4}$ [21], which via Eq. (6) gives $\text{nQFI}[\mathbf{Q}, T=0] = 1$ assuming all spectral weight is inelastic—an admittedly ill-defined concept for a system with no energy scale.) Thus no entanglement is witnessed by any measure, as the individual spins do not interact with each other. Note that for $T > 0$ $\text{nQFI} \rightarrow 0$ as $k_B T$ will exceed the (quasi)elastic energy band of the paramagnet.

One-dimensional ferromagnet: The one-dimensional Heisenberg ferromagnetic spin chain is a textbook spin wave problem, and the linear spin wave theory $T = 0$ neutron cross section for spins polarized along z is given by

$$S_{xx}(\mathbf{Q}, \omega) = S_{yy}(\mathbf{Q}, \omega) = \frac{S}{2} \delta(\hbar\omega - \hbar\omega_{\mathbf{Q}}) \quad (13)$$

where $\hbar\omega_{\mathbf{Q}}$ is the spin wave dispersion [52]. The one-tangle τ_1 is calculated from the static ordered moment $\langle S^z \rangle = \frac{1}{2}$ for the ideal ferromagnet [52], which via Eq. (7) gives $\tau_1 = 0$. The two-tangle is calculated from the Fourier-transform of energy-integrated Eq. (13), and yields $g_{ij}^{zz} = \frac{1}{4}$ and $g_{ij}^{xx} = g_{ij}^{yy} = 0$, which via Eq. (8) gives $C_{ij} = 0$ for all i and j , and thus $\tau_2 = 0$. Meanwhile, the nQFI for $S = 1/2$ and $T = 0$ via Eqs. (6) and (13) is $\text{nQFI}[\mathbf{Q}, T=0] = 1$, which witnesses no multipartite entanglement. Although this model system is one-dimensional and would have no static magnetic order at $T > 0$, the same conclusions generically hold for ordered ferromagnets in higher dimensions where Eq. (13) describes the magnon intensity.

For both the ideal paramagnet and the 1D Heisenberg ferromagnet, neither one-tangle nor two-tangle give any entanglement, and zero temperature nQFI is precisely one (a consequence of inelastic intensity equally distributed through the Brillouin zone). Although these two theoretical examples have very different Hamiltonians, they host product ground states with no witnessed entanglement.

We now turn to more complex examples with experimental data:

Experimental example 1: Copper nitrate

Copper nitrate, $\text{Cu}(\text{NO}_3)_2 \cdot 2.5\text{D}_2\text{O}$, is a well-studied dimer system [55] where $S = 1/2$ copper ions form quantum singlets at the lowest temperatures (Fig. 2) and have well-defined excitations measured by neutron scattering [32,56]. It serves as an instructive example for how entanglement witnesses give a unique and clear perspective of its quantum ground state.

6.0.1. Theoretical values

For comparison, let us first calculate the entanglement values for the idealized Heisenberg dimer. The theoretical structure factor for an isolated Heisenberg $S = 1/2$ dimer at $T = 0$ is

$$S_{\alpha\alpha}(\mathbf{Q}, \omega) = \frac{1}{2} \sin^2(\mathbf{Q} \cdot \mathbf{d}/2) \delta(\hbar\omega - J) \quad (14)$$

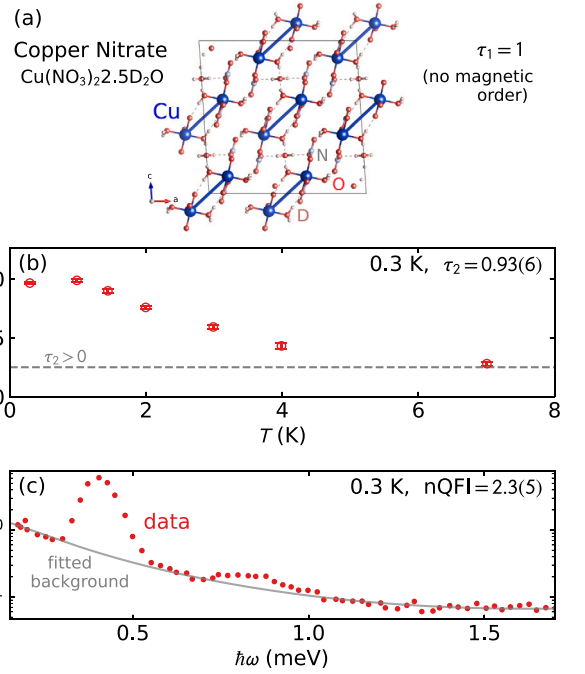


Fig. 2. Entanglement on Copper Nitrate measured by neutron scattering. Panel (a) shows the crystal structure [55], where copper atoms form dimers. Panel (b) shows the nearest neighbor pairwise correlation measured in [32]. Panel (c) shows the 0.3 K inelastic spectra measured at the dimer distance from Ref. [56], with calculated $\text{nQFI}=2.3(5)$.

[57] where \mathbf{d} is the intra-dimer separation vector, $\delta(x)$ is the Dirac delta function, and J is the intra-dimer exchange energy. The *one-tangle* is trivial because there is no static magnetism, and so $\tau_1 = 1$.

The *two-tangle* can be derived from the Fourier transform of Eq. (14), (or a simple first principles calculation) which gives $g_{1,2}^{xx} = g_{1,2}^{yy} = g_{1,2}^{zz} = -1/4$, which via Eq. (8) gives $C_{1,2} = 1$ and thus $\tau_2 = 1$ via Eq. (9).

The *Quantum Fisher Information* is calculated from the maximum intensity in Eq. (14), $S_{\alpha\alpha}(\mathbf{Q}, \omega) = \frac{1}{2}$ at the intradimer separation wavevector $\mathbf{Q} = \frac{\pi}{\mathbf{d}}$, which via Eq. (6) yields $\text{nQFI} = 2$ at $T = 0$, which witnesses bipartite entanglement. If one accounts for the coupling between dimers in copper nitrate via perturbation theory, this theoretically increases the intensity at $\mathbf{Q} = \frac{\pi}{\mathbf{d}}$ by approximately 1.163 [56] for a theoretical $\text{nQFI} \approx 2.326$. This slight increase witnesses three-partite entanglement, indicating more extended entanglement through the lattice when dimers are coupled.

6.0.2. Experimental values

We begin with the simplest witness: *one-tangle*. Because there is no magnetic order at the lowest temperatures in copper nitrate [58], the one-tangle is simply $\tau_1 = 1$.

The *two-tangle* can be calculated from concurrence (which has been done in Ref. [59] from the spin correlations extracted from sum rule analysis [32]). Because of experimental artifacts and uncertainties, the measured dimer spin correlations plotted in Fig. 2(b) actually exceed the physical bound $|\langle \mathbf{S}_i \cdot \mathbf{S}_j \rangle| \leq 3/4$ at low temperatures, which via Eqs. (8) and (9) give an unphysical $\tau_2 > 1$. We estimate the real τ_2 by normalizing the largest measured $|\langle \mathbf{S}_i \cdot \mathbf{S}_j \rangle|$ to be $3/4$, which gives $\tau_2 = 0.93(6)$ at 0.3 K. This value should have larger uncertainty in reality because of the *ad-hoc* normalization, but it is clearly something close to 1.

Finally, the *Quantum Fisher Information* is calculated from the energy dependent scattering at $\mathbf{Q} = \frac{\pi}{\mathbf{d}}$ (dimer coupling wavevector) reported in Ref. [56], plotted in Fig. 2(c). Using the absolute unit conversion in Ref. [32], we subtract the background as in Ref. [56] and calculate

an $n\text{QFI} = 2.3(5)$ at 0.3 K via Eq. (6). This witnesses ≥ 2 -partite entanglement, and is consistent with ≥ 3 -partite entanglement. This value is within error bars of the 2.326 theoretical $n\text{QFI}$ value. The python code for the above data analysis is found at .

Interpretation: The experimental ratio $\tau_2/\tau_1 = 0.93(6)$ means that almost all the entanglement is pairwise [29], and is very close to the theoretical $\tau_2/\tau_1 = 1$, consistent with dimer formation (see Section 2). Also, the $n\text{QFI} \geq 2$ means that QFI witnesses more than just bipartite entanglement, consistent with coupling between the dimers for a collective quantum state. Thus, if nothing were known about $\text{Cu}(\text{NO}_3)_2 \cdot 2.5\text{D}_2\text{O}$ other than the entanglement witnesses reported above, we could confidently conclude that the ground state involves coupled pairwise dimer (or valence bond) formation.

Experimental example 2: KCuF_3

KCuF_3 is a quasi-one-dimensional antiferromagnetic spin chain system where, due to orbital order, $S = 1/2$ copper atoms interact strongly along the c axis and weakly in the ab plane [60]. The entanglement witnesses of KCuF_3 were analyzed in detail in Ref. [3]; here we summarize the results.

We calculate the *one-tangle* from the ordered moment refined from diffraction. KCuF_3 has a 4 K ordered moment of $0.49(7) \mu_B$ where the order parameter is saturated from an ordering temperature $T_N = 39$ K [61]. Assuming $g = 2.0$, this means $\langle S^z \rangle = 0.24(3)$ and the one-tangle is $\tau_1 = 0.76 \pm 0.14$. This is close to 1, indicating strong quantum entanglement. We note that this is a somewhat conservative estimate, and that slightly higher τ_1 values can be obtained using experimental g factors [62].

The *two-tangle* is derived by Fourier-transforming the energy-integrated neutron spectra (from in Fig. 3) to get the spin correlations as a function of distance along the chain. At the lowest measured temperature 6 K, $\tau_2 = 0.16 \pm 0.03$. Comparison to Density Matrix Renormalization Group (DMRG) simulations showed this value is heavily influenced by experimental artifacts [3]; the $T = 0$ theoretical simulations produce the value 0.256.

The *Quantum Fisher Information* we calculate as a function of temperature by using Eq. (6) with $S = 1/2$, evaluated at $Q = \pi$ along the chain (where the intensity is strongest). The results are shown in Fig. 3. At $T = 6$ K, $n\text{QFI} = 3.72 \pm 0.14$, witnessing at least four-partite entanglement per spin. Comparison to Bethe Ansatz calculations [63] on a 500-site chain shows this value would be around 20% higher without experimental resolution broadening [3].

Interpretation: All three entanglement witnesses give some appreciable entanglement. The ratio $\tau_2/\tau_1 = 0.21(5)$ (or using the DMRG τ_2 result, $\tau_2/\tau_1 = 0.34(6)$) shows that a minority of entanglement is pairwise. Meanwhile, the large $n\text{QFI}$ shows appreciable entanglement along the chain. All this is consistent with the expected behavior of a 1D Heisenberg antiferromagnet, which is known theoretically to have a highly entangled ground state [64].

Furthermore, because of the noted connection between QFI and quantum criticality, the large $n\text{QFI}$ (i.e., witnessing more than bipartite entanglement) indicates that KCuF_3 is indeed quantum critical, as scaling analysis also shows [65].

Experimental example 3: NiPS_3

We turn to our third experimental example NiPS_3 to illustrate (i) how resolution and domain effects can impact witnessed entanglement, and (ii) how magnons alone can produce nontrivial QFI.

NiPS_3 is a $S = 1$ quasi-2D honeycomb van der Waals antiferromagnet, which orders in a stripe pattern [66]. It has a strongly reduced magnetic moment, and its excitations include anomalous intensity at low energies which linear spin wave theory (LSWT) models fail to account for [67,68]. Because NiPS_3 is a $S = 1$ system, the one and

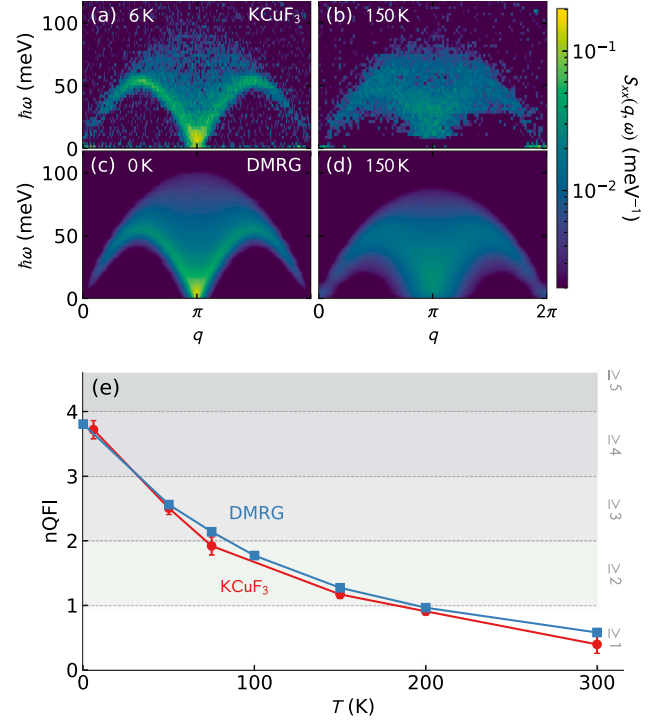


Fig. 3. Neutron spectra of spin chain KCuF_3 (a)–(b), DMRG simulation of the 1D Heisenberg chain (c)–(d), and calculated $n\text{QFI}$ (e). Data from Ref. [3]. Each integer m $n\text{QFI}$ indicates $\geq m + 1$ partite entanglement.

two-tangles (at least as formulated above) are not applicable and we focus on QFI.

Using the data reported in Ref. [68], we calculate the $n\text{QFI}$ using Eqs. (2) and (5), choosing $\mathbf{Q} = (1/2, 5/2, 0)$ as the wavevector of greatest experimental intensity, shown in Fig. 4. (Note that the data must be first normalized to intensity per Ni ion, whereas data in Ref. [68] were reported as intensity per unit cell.) Because the measured data are unpolarized, we assume isotropic spins and $S_{\alpha\alpha}(\mathbf{Q}, \omega) = \frac{1}{2} \tilde{S}(\mathbf{Q}, \omega)$. Thus the equation relating $n\text{QFI}$ to $S(\mathbf{Q}, \omega)$ for NiPS_3 is

$$n\text{QFI}(\mathbf{Q}) = \frac{1}{2} \int_0^\infty d(\hbar\omega) \left[\tanh\left(\frac{\hbar\omega}{2k_B T}\right) (1 - e^{-\hbar\omega/k_B T}) \tilde{S}(\mathbf{Q}, \hbar\omega) \right], \quad (15)$$

where the prefactor is from Eqs. (2), (3), and (5) with $S = 1$, and the isotropic polarization approximation. The experimental NiPS_3 data [Fig. 4(a)] give $n\text{QFI} = 1.09 \pm 0.12$ which agrees with the LSWT model calculation $n\text{QFI} = 1.03$ [Fig. 4(b)]—just above the threshold for witnessing nontrivial entanglement, but within uncertainty of witnessing no entanglement. However, examining the LSWT simulations with *SpinW* [69] show that this value would be ten times larger without resolution and experimental effects.

NiPS_3 is actually a slightly distorted honeycomb lattice with three domains which are averaged in a real experiment [68]. Furthermore, the spectrometer \mathbf{Q} -resolution effects are significant at the bottom of the dispersion where the intensity is strongest [68]. Although these effects are unavoidable experimentally, they can be un-done in simulations. In Fig. 4(c) we turn off the finite momentum resolution, and find the $n\text{QFI}$ nearly doubles to 1.81. In Fig. 4(d) and (h) we separate two domains, and find that in domain 1 the $n\text{QFI}$ doubles again to 3.56—crossing the threshold into witnessing four-partite entanglement.

This QFI analysis assumed isotropic polarization scattering. In reality, because of spin-ordering and planar anisotropy, the polarization channels are not identical. In Fig. 4(e)–(g) we plot the different polarization channels S_{xx} , S_{yy} , and S_{zz} . In this case, we find that the

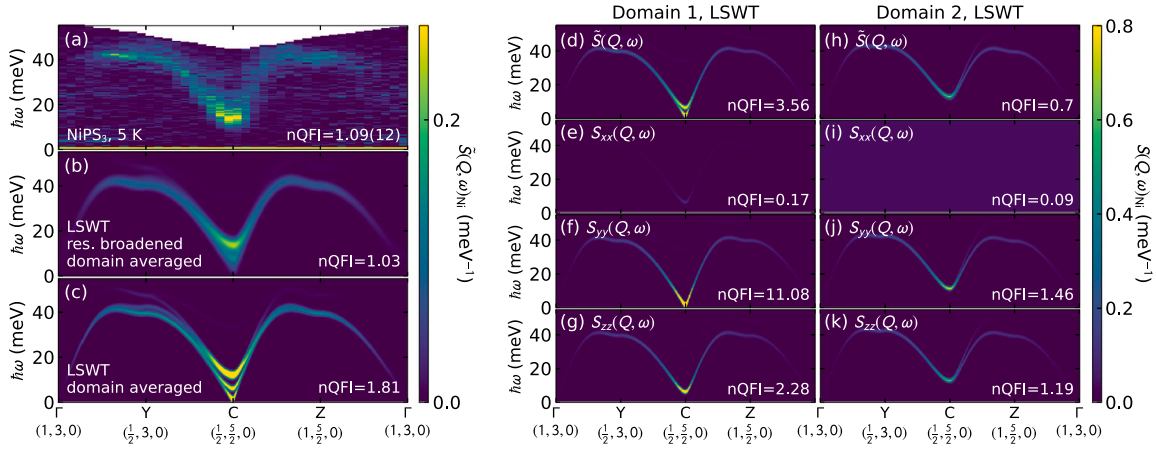


Fig. 4. NiPS₃ neutron spectra and Quantum Fisher Information evaluated at $\mathbf{Q} = (1/2, 5/2, 0)$ for various LSWT models. Panel (a) shows the experimental spectra and nQFI. Panels (b) and (c) show the domain-averaged LSWT with and without Q -resolution broadening (see Ref. [68]). Panels (d)–(g) and (h)–(k) show the spectra from domains 1 and 2 respectively, both with the polarization factor (top) and the individual polarization channels $S_{xx}(Q, \omega)$, $S_{yy}(Q, \omega)$, $S_{zz}(Q, \omega)$. Note that measuring domain 1 unpolarized would yield nQFI > 1 with ≥ 2 -partite entanglement; but resolving $S_{yy}(Q, \omega)$ yields the largest $S_{yy}(Q, \omega) > 3$, indicating ≥ 4 -partite entanglement. However, experimental effects suppress the nQFI just to the boundary of being able to witness nontrivial entanglement. All LSWT QFI calculations assume $T = 0$.

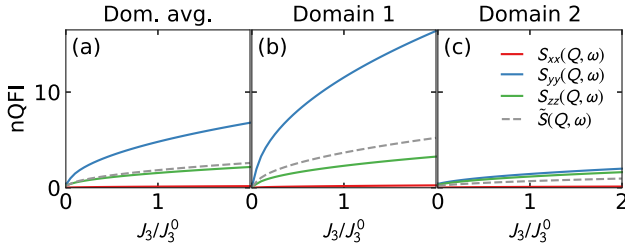


Fig. 5. NiPS₃ LSWT entanglement at $\mathbf{Q} = (1/2, 5/2, 0)$ and $T = 0$ as the Hamiltonian is modified. As J_3 increases relative to the experimental fitted J_3^0 , the nQFI entanglement increases. This is because the gap relative to the bandwidth decreases, increasing the intensity at $\mathbf{Q} = (1/2, 5/2, 0)$, and enhancing the nQFI.

S_{yy} channel in domain 1 (where the softest and most intense oscillation mode appears) gives nQFI = 11.08, which is three times the nQFI from the raw unpolarized spectrum, witnessing at least 12-partite entanglement in NiPS₃.

We can go a step further and then modify the Hamiltonian by increasing the third neighbor exchange J_3 (the largest exchange term in the Hamiltonian) and calculate the entanglement from LSWT, shown in Fig. 5. Across all sectors, but especially for S_{yy} in domain 1, enlarging J_3 increases the QFI. This is because increasing J_3 increases the magnon bandwidth, decreasing the gap size relative to the bandwidth, increasing the intensity at the bottom of the dispersion, and increasing the witnessed QFI. On a very coarse level, this is consistent with QFI as a witness of quantum critical behavior: it is especially sensitive to a buildup of low-energy density of states at a particular wavevector.

A caveat to all this is that the LSWT model used here fails to completely match NiPS₃ experiments [68]. Nevertheless, the analysis above shows that for a spectrum like NiPS₃, resolution effects, domain averaging, and the polarization factor each individually suppress the measured nQFI by a factor of two or more—such that together they suppress the measured nQFI by a full order of magnitude (nQFI = 1.09 experimentally vs nQFI = 11.08 ideally). It also shows that nontrivial QFI values do not necessarily indicate non-magnon behavior. LSWT, although often thought of as a semiclassical method as it leaves out important corrections, is a quantum theory of noninteracting bosons (magnons). It can thus capture entanglement between spins—but not effects on the entanglement driven by magnon-magnon interactions, such as quantum renormalization, decay, etc. (Put another way, the very large entanglement depth is a consequence of antiferromagnetism

where the Bogoliubov transformation mixes the plane-wave states that spread over a wide number of sites on the different magnetic sublattices.) The example of NiPS₃ also shows that as magnon dispersions approach zero energy, the entanglement can grow to large values, consistent with antiferromagnetic fluctuations increasing as mode gaps go to zero. Thus even conventional magnon systems can yield large and nontrivial multipartite entanglement.

7. Conclusion

We have described in detail the definitions and methodology for three entanglement witnesses applicable to magnetic neutron scattering. We focus on these three not because they are the only or most important witnesses, but because (a) they have been experimentally validated and their pitfalls are understood, (b) they serve as a helpful introduction to the field, and (c) the concepts we describe (especially the experimental considerations) apply to other entanglement measures as well. As far as the experimentalist is concerned, several features are in common between all spectroscopic entanglement witnesses: (1) the importance of an absolute unit scale for scattering intensity, (2) the importance of correcting for and eliminating experimental artifacts, and (3) the importance of using multiple entanglement witnesses to give a more complete picture of a system's underlying quantum state.

We anticipate that many more experimental entanglement witnesses will emerge as the field progresses. However the methodology we outline here serves as an introduction to the field of spectroscopic entanglement witnesses and a template for other witnesses. As these examples show, there is a wealth of quantum information embedded in the spin correlation functions measured by spectroscopy; and with the right tools, such information can be experimentally accessed.

CRediT authorship contribution statement

Allen Scheie: Writing – review & editing, Writing – original draft, Visualization, Methodology, Formal analysis, Data curation, Conceptualization. **Pontus Laurell:** Writing – review & editing, Methodology, Conceptualization. **Wolfgang Simeth:** Formal analysis. **Elbio Dagotto:** Supervision, Resources, Funding acquisition. **D. Alan Tennant:** Writing – review & editing, Project administration, Funding acquisition, Conceptualization.

Declaration of competing interest

The authors declare the following financial interests/personal relationships which may be considered as potential competing interests: Allen Scheie reports financial support was provided by US Department of Energy. If there are other authors, they declare that they have no known competing financial interests or personal relationships that could have appeared to influence the work reported in this paper.

Acknowledgments

The work by A.S., W.S., and D.A.T. is supported by the Quantum Science Center (QSC), a National Quantum Information Science Research Center of the U.S. Department of Energy (DOE). The work of P.L. and E.D. was supported by the U.S. Department of Energy, Office of Science, Basic Energy Sciences, Materials Sciences and Engineering Division. Final parts of the work by A.S. were performed at Aspen Center for Physics, which is supported by National Science Foundation grant PHY-2210452. We are grateful to Je-Geun Park for many discussions on NiPS₃.

Data availability

Data is published online and is referenced in the article.

References

- [1] B. Keimer, J. Moore, The physics of quantum materials, *Nat. Phys.* 13 (2017) 1045.
- [2] G. Mathew, S.L.L. Silva, A. Jain, A. Mohan, D.T. Adroja, V.G. Sakai, C.V. Tomy, A. Banerjee, R. Goreti, A. V.N., R. Singh, D. Jaiswal-Nagar, Experimental realization of multipartite entanglement via quantum Fisher information in a uniform antiferromagnetic quantum spin chain, *Phys. Rev. Res.* 2 (2020) 043329.
- [3] A. Scheie, P. Laurell, A.M. Samarakoon, B. Lake, S.E. Nagler, G.E. Granroth, S. Okamoto, G. Alvarez, D.A. Tennant, Witnessing entanglement in quantum magnets using neutron scattering, *Phys. Rev. B* 103 (2021) 224434.
- [4] P. Laurell, A. Scheie, C.J. Mukherjee, M.M. Koza, M. Enderle, Z. Tylczynski, S. Okamoto, R. Coldea, D.A. Tennant, G. Alvarez, Quantifying and controlling entanglement in the quantum magnet Cs₂CoCl₄, *Phys. Rev. Lett.* 127 (2021) 037201.
- [5] P. Hauke, M. Heyl, L. Tagliacozzo, P. Zoller, Measuring multipartite entanglement through dynamic susceptibilities, *Nat. Phys.* 12 (2016) 778.
- [6] J. Hales, U. Bajpai, T. Liu, D.R. Baykusheva, M. Li, M. Mitrano, Y. Wang, Witnessing light-driven entanglement using time-resolved resonant inelastic x-ray scattering, *Nature Commun.* 14 (2023) 3512.
- [7] A.O. Scheie, E.A. Ghioldi, J. Xing, J.A.M. Paddison, N.E. Sherman, M. Dupont, L.D. Sanjeeva, S. Lee, A.J. Woods, D. Abernathy, D.M. Pajerowski, T.J. Williams, S.-S. Zhang, L.O. Manuel, A.E. Trumper, C.D. Pemmaraju, A.S. Sefat, D.S. Parker, T.P. Devereaux, R. Movshovich, J.E. Moore, C.D. Batista, D.A. Tennant, Proximate spin liquid and fractionalization in the triangular antiferromagnet KYbSe₂, *Nat. Phys.* 20 (2024) 74.
- [8] Y. Fang, M. Mahankali, Y. Wang, L. Chen, H. Hu, S. Paschen, Q. Si, Amplified entanglement witnessed in a quantum critical metal, 2024, ArXiv preprint arXiv:2402.18552.
- [9] T. Ren, Y. Shen, S.F. TenHuisen, J. Sears, W. He, M.H. Upton, D. Casa, P. Becker, M. Mitrano, M.P. Dean, et al., Witnessing quantum entanglement using resonant inelastic x-ray scattering, 2024, ArXiv preprint arXiv:2404.05850.
- [10] P. Laurell, A. Scheie, E. Dagotto, D.A. Tennant, Witnessing entanglement and quantum correlations in condensed matter: A review, 2024, ArXiv preprint arXiv:2405.10899.
- [11] R. Bertlmann, N. Friis, *Modern Quantum Theory: From Quantum Mechanics To Entanglement and Quantum Information*, Oxford University Press, 2023.
- [12] D. Bruß, Characterizing entanglement, *J. Math. Phys.* 43 (2002) 4237.
- [13] O. Gühne, G. Tóth, Entanglement detection, *Phys. Rep.* 474 (2009) 1.
- [14] J.S. Bell, On the Einstein Podolsky Rosen paradox, *Physique Physique Fizika* 1 (1964) 195.
- [15] J.F. Clauser, M.A. Horne, A. Shimony, R.A. Holt, Proposed experiment to test local hidden-variable theories, *Phys. Rev. Lett.* 23 (1969) 880.
- [16] S.J. Freedman, J.F. Clauser, Experimental test of local hidden-variable theories, *Phys. Rev. Lett.* 28 (1972) 938.
- [17] A. Aspect, Bell's inequality test: more ideal than ever, *Nature* 398 (1999) 189.
- [18] N. Brunner, D. Cavalcanti, S. Pironio, V. Scarani, S. Wehner, Bell nonlocality, *Rev. Modern Phys.* 86 (2014) 419.
- [19] P. Hyllus, W. Laskowski, R. Krischek, C. Schwemmer, W. Wieczorek, H. Weinfurter, L. Pezzè, A. Smerzi, Fisher information and multiparticle entanglement, *Phys. Rev. A* 85 (2012) 022321.
- [20] G. Tóth, Multipartite entanglement and high-precision metrology, *Phys. Rev. A* 85 (2012) 022322.
- [21] G.L. Squires, *Introduction to the Theory of Thermal Neutron Scattering*, third ed., Cambridge University Press, Cambridge, UK, 2012.
- [22] S. Lovesey, *Theory of Neutron Scattering from Condensed Matter*, Clarendon Press, Oxford, 1984.
- [23] P. Laurell, A. Scheie, D.A. Tennant, S. Okamoto, G. Alvarez, E. Dagotto, Magnetic excitations, nonclassicality, and quantum wake spin dynamics in the Hubbard chain, *Phys. Rev. B* 106 (2022) 085110.
- [24] L. Pezzè, A. Smerzi, Chap. Quantum theory of phase estimation, in: *Atom Interferometry, Proceedings of the International School of Physics Enrico Fermi, Course 188, Varenna, IOS Press, Amsterdam, 2014*, pp. 691–741.
- [25] V. Coffman, J. Kundu, W.K. Wootters, Distributed entanglement, *Phys. Rev. A* 61 (2000) 052306.
- [26] T.J. Osborne, F. Verstraete, General monogamy inequality for bipartite qubit entanglement, *Phys. Rev. Lett.* 96 (2006) 220503.
- [27] W.K. Wootters, Entanglement of formation of an arbitrary state of two qubits, *Phys. Rev. Lett.* 80 (1998) 2245.
- [28] L. Amico, A. Osterloh, F. Plastina, R. Fazio, G. Massimo Palma, Dynamics of entanglement in one-dimensional spin systems, *Phys. Rev. A* 69 (2004) 022304.
- [29] L. Amico, F. Baroni, A. Fubini, D. Patané, V. Tognetti, P. Verrucchi, Divergence of the entanglement range in low-dimensional quantum systems, *Phys. Rev. A* 74 (2006) 022322.
- [30] S. Sabharwal, T. Shimokawa, N. Shannon, Witnessing disorder in quantum magnets, 2024, ArXiv preprint arXiv:2407.20797.
- [31] G. Xu, Z. Xu, J.M. Tranquada, Absolute cross-section normalization of magnetic neutron scattering data, *Rev. Sci. Instrum.* 84 (2013) 083906.
- [32] G. Xu, C. Broholm, D.H. Reich, M.A. Adams, Triplet waves in a quantum spin liquid, *Phys. Rev. Lett.* 84 (2000) 4465.
- [33] A. Alexandradinata, N. Armitage, A. Baydin, W. Bi, Y. Cao, H.J. Changlani, E. Chertkov, E.H. Neto, L. Delacretaz, I.E. Baggari, et al., The future of the correlated electron problem, 2020, ArXiv preprint arXiv:2010.00584.
- [34] F. Dell'Anna, S. Pradhan, C.D.E. Boschi, E. Ercolessi, Quantum Fisher information and multipartite entanglement in spin-1 chains, *Phys. Rev. B* 108 (2023) 144414.
- [35] T.R. de Oliveira, G. Rigolin, M.C. de Oliveira, E. Miranda, Multipartite entanglement signature of quantum phase transitions, *Phys. Rev. Lett.* 97 (2006) 170401.
- [36] A. Montakhab, A. Asadian, Multipartite entanglement and quantum phase transitions in the one-, two-, and three-dimensional transverse-field Ising model, *Phys. Rev. A* 82 (2010) 062313.
- [37] W.-F. Liu, J. Ma, X. Wang, Quantum Fisher information and spin squeezing in the ground state of the XY model, *J. Phys. A* 46 (2013) 045302.
- [38] J. Ma, X. Wang, Fisher information and spin squeezing in the Lipkin-Meshkov-Glick model, *Phys. Rev. A* 80 (2009) 012318.
- [39] L. Pezzè, M. Gabbriellini, L. Lepori, A. Smerzi, Multipartite entanglement in topological quantum phases, *Phys. Rev. Lett.* 119 (2017) 250401.
- [40] Y.-C. Li, Y.-H. Zhou, Y. Zhang, Y.-K. Bai, H.-Q. Lin, Multipartite entanglement serves as a faithful detector for quantum phase transitions, *New J. Phys.* 26 (2024) 023031.
- [41] M.A. Rajabpour, Multipartite entanglement and quantum Fisher information in conformal field theories, *Phys. Rev. D* 96 (2017) 126007.
- [42] M. Gabbriellini, A. Smerzi, L. Pezzè, Multipartite entanglement at finite temperature, *Sci. Rep.* 8 (2018) 15663.
- [43] I. Frérot, T. Roscilde, Quantum variance: A measure of quantum coherence and quantum correlations for many-body systems, *Phys. Rev. B* 94 (2016) 075121.
- [44] I. Frérot, T. Roscilde, Reconstructing the quantum critical fan of strongly correlated systems using quantum correlations, *Nature Commun.* 10 (2019) 577.
- [45] J.A. Paddison, H. Jacobsen, O.A. Petrenko, M.T. Fernández-Díaz, P.P. Deen, A.L. Goodwin, Hidden order in spin-liquid Gd₅Ga₃O₁₂, *Science* 350 (2015) 179.
- [46] I.A. Zaliznyak, A.T. Savici, V.O. Garlea, B. Winn, U. Filges, J. Schneeloch, J.M. Tranquada, G. Gu, A. Wang, C. Petrovic, Polarized neutron scattering on HYSPEC: the HYbrid SPECtrometer at SNS, *J. Phys.: Conf. Ser.* 862 (2017) 012030.
- [47] B. Gabrys, K.H. Andersen, D7: The polarization analysis multidetector instrument, *Neutron News* 8 (1997) 15, <http://dx.doi.org/10.1080/10448639708231995>.
- [48] G. Shirane, S.M. Shapiro, J.M. Tranquada, *Neutron Scattering with a Triple-Axis Spectrometer: Basic Techniques*, Cambridge University Press, 2002.
- [49] P.J. Brown, Magnetic form factors, in: *The Cambridge Crystallographic Subroutine Library*, 1998.
- [50] A.C. Walters, T.G. Perring, J.-S. Caux, A.T. Savici, G.D. Gu, C.-C. Lee, W. Ku, I.A. Zaliznyak, Effect of covalent bonding on magnetism and the missing neutron intensity in copper oxide compounds, *Nat. Phys.* 5 (2009) 867.
- [51] C.L. Sarkis, J.W. Villanova, C. Eichstaedt, A.G. Eguliz, J.A. Fernandez-Baca, M. Matsuda, J. Yan, C. Balz, A. Banerjee, D.A. Tennant, T. Berlijn, S.E. Nagler, Experimental evidence for nonspherical magnetic form factor in Ru³⁺, *Phys. Rev. B* 109 (2024) 104432.
- [52] A.T. Boothroyd, *Principles of Neutron Scattering from Condensed Matter*, Oxford University Press, 2020.

- [53] A. Scheie, P. Laurell, B. Lake, S.E. Nagler, M.B. Stone, J.-S. Caux, D.A. Tennant, Quantum wake dynamics in Heisenberg antiferromagnetic chains, *Nature Commun.* 13 (2022) 5796.
- [54] A. Scheie, P. Laurell, E. Dagotto, D.A. Tennant, T. Roscilde, Reconstructing the spatial structure of quantum correlations in materials, *Phys. Rev. Res.* 6 (2024) 033183.
- [55] B. Morosin, The crystal structure of $\text{Cu}(\text{NO}_3)_2 \cdot 2.5\text{H}_2\text{O}$, *Acta Crystallogr. Sect. A* B 26 (1970) 1203.
- [56] D.A. Tennant, C. Broholm, D.H. Reich, S.E. Nagler, G.E. Granroth, T. Barnes, K. Damle, G. Xu, Y. Chen, B.C. Sales, Neutron scattering study of two-magnon states in the quantum magnet copper nitrate, *Phys. Rev. B* 67 (2003) 054414.
- [57] A. Zheludev, G. Shirane, Y. Sasago, M. Hase, K. Uchinokura, Dimerized ground state and magnetic excitations in $\text{CaCuGe}_2\text{O}_6$, *Phys. Rev. B* 53 (1996) 11642.
- [58] S.A. Friedberg, C.A. Raquet, The heat capacity of $\text{Cu}(\text{NO}_3)_2 \cdot 2.5\text{H}_2\text{O}$ at low temperatures, *J. Appl. Phys.* 39 (1968) 1132.
- [59] Č. Brukner, V. Vedral, A. Zeilinger, Crucial role of quantum entanglement in bulk properties of solids, *Phys. Rev. A* 73 (2006) 012110.
- [60] B. Lake, D.A. Tennant, J.-S. Caux, T. Barthel, U. Schollwöck, S.E. Nagler, C.D. Frost, Multispinon continua at zero and finite temperature in a near-ideal Heisenberg chain, *Phys. Rev. Lett.* 111 (2013) 137205.
- [61] M.T. Hutchings, E.J. Samulsen, G. Shirane, K. Hirakawa, Neutron-diffraction determination of the antiferromagnetic structure of KCuF_3 , *Phys. Rev.* 188 (1969) 919.
- [62] H. Miike, K. Hirakawa, Anisotropic behavior of the magnetic susceptibility of KCuF_3 , *J. Phys. Soc. Japan* 38 (1975) 92.
- [63] J.-S. Caux, Correlation functions of integrable models: A description of the ABACUS algorithm, *J. Math. Phys.* 50 (2009) 095214.
- [64] N. Laflorencie, Quantum entanglement in condensed matter systems, *Phys. Rep.* 646 (2016) 1.
- [65] B. Lake, D.A. Tennant, C.D. Frost, S.E. Nagler, Quantum criticality and universal scaling of a quantum antiferromagnet, *Nature Mater.* 4 (2005) 329.
- [66] A.R. Wildes, V. Simonet, E. Ressouche, G.J. McIntyre, M. Avdeev, E. Suard, S.A.J. Kimber, D. Lançon, G. Pepe, B. Moubaraki, T.J. Hicks, Magnetic structure of the quasi-two-dimensional antiferromagnet NiPS_3 , *Phys. Rev. B* 92 (2015) 224408.
- [67] A.R. Wildes, J.R. Stewart, M.D. Le, R.A. Ewings, K.C. Rule, G. Deng, K. Anand, Magnetic dynamics of NiPS_3 , *Phys. Rev. B* 106 (2022) 174422.
- [68] A. Scheie, P. Park, J.W. Villanova, G.E. Granroth, C.L. Sarkis, H. Zhang, M.B. Stone, J.-G. Park, S. Okamoto, T. Berlijn, D.A. Tennant, Spin wave hamiltonian and anomalous scattering in NiPS_3 , *Phys. Rev. B* 108 (2023) 104402.
- [69] S. Toth, B. Lake, Linear spin wave theory for single-q incommensurate magnetic structures, *J. Phys.: Condens. Matter.* 27 (2015) 166002.